



Science

Living Things and Their Habitats



Local Habitat Survey

twinkl

Aim

- I can recognise positive and negative changes to the local environment.
- I can record my observations in different ways.

Success Criteria

- I can identify dangers to wildlife in the local environment.
- I can suggest how to have a positive effect on the local environment.
- I can record my observations on a map.
- I can record my observations in a table.

Habitats and Habitat Threats

To stay alive and healthy, you and all other living things need certain conditions that let them carry out the 7 life processes:


Food and water



Space to move, grow and have young



Air or oxygen



Shelter and safety




These are the basic needs that are shared by all living things.

Habitats and Habitat Threats



A habitat is a place where animals and plants live, where they can find everything they need to stay alive.

A habitat can be as big as an ocean. . .



. . . or as small as a rock.



What is your habitat?



Habitats and Habitat Threats



Where do you live?



What living things live and grow there?




How does your habitat keep you safe and sheltered?



How does your habitat provide food and water?




How does your habitat provide space for you to move and grow?



Habitats and Habitat Threats


Humans are unique because we can make big changes to our habitats to make sure we have everything we need.

We build roads and vehicles so we can travel everywhere we need safely and quickly.



We pipe fresh, clean water into our homes to use for drinking, cooking and washing.

We grow plants for food, and farm animals for meat and dairy products. We even have pets to keep us company!



We build houses with heating to protect us from cold weather, or with air conditioning to protect us from the heat.



Habitats and Habitat Threats

Plants and animals are not able to make big changes to their habitats to make them more suitable, like we are. They rely on their environment to give them everything they need.

This means that when habitats change it can be very dangerous to the plants and animals that live there.



Habitats and Habitat Threats



Even small changes to the habitat of a living thing can be dangerous.



What dangers to living things can you see in these pictures? Can you think of any more?

Habitats and Habitat Threats



Even small changes to the habitat of a living thing can be dangerous.



What dangers to living things can you see in these pictures? Can you think of any more?

Habitats and Habitat Threats

- Litter can cause injury to animals. Animals can cut themselves or get tangled or trapped in rubbish.
- Animals might eat litter, this could poison or injure them.
- Fire caused by humans can kill animals and plants.
- Chemicals in or near water can kill water plants, fish and insects and pollute the water source for birds and animals who live nearby.
- Roads are dangerous for animals, who are often hit by cars.
- Cutting down trees and building new structures can destroy plants and animal homes.
- Walls and fences can get in the way of pathways used by animals to reach food and water.
- Tall grass and flowers are an important habitat. Plants and animals lose their habitat when it is cut down.

Habitat Survey



We are going to explore a local habitat and make detailed observations.
On your Local Habitat Survey Activity Sheet, draw a sketch map of the habitat.
Draw and label any environmental dangers that they see.

Local Habitat Survey

Draw a map of the local habitat. Draw and label any environmental changes that pose a danger to living things.





Environmental Dangers Record



Complete your Environmental Dangers Record Activity Sheet by filling in the table. Record the dangerous changes that you noted in the local habitat, what danger they pose, and a suggestion for helping the local wildlife.

Environmental Dangers Record

| Change to environment | Danger to living things | What can be done to help |
|-----------------------|-------------------------|--------------------------|
| | | |
| | | |
| | | |
| | | |
| | | |

Science | Year 4 | Living Things and Their Habitats | Local Habitat Survey | Lesson 5

Helping the Local Habitat



There are lots of ways that we can make positive changes to the local habitat and protect the living things from environmental dangers.

What ways can you think of?

Helping the Local Habitat

Here are some ways to help the local environment:



Building homes for bugs, birds and hedgehogs.




Growing a wildlife garden of long grass and flowers.



Clearing litter.




Keeping streams and ponds clean.



Making a pond.

Helping the Local Habitat



Complete your Helping the Local Habitat Activity Sheet by drawing one idea you have for helping the local habitat.

Add a brief explanation of how it will help protect the local living things.

Helping the Local Habitat

Draw and label your idea for helping the local habitat.


A large, empty rectangular box with a black border, intended for a student to draw their idea for helping the local habitat.

How will it protect local living things?

Sharing Ideas



What ideas have you have for helping the local environment and the plants and animals that live there?



Aim



- I can recognise positive and negative changes to the local environment.
- I can record my observations in different ways.

Success Criteria

- I can identify dangers to wildlife in the local environment.
- I can suggest how to have a positive effect on the local environment.
- I can record my observations on a map.
- I can record my observations in a table.

