



Science

Living Things and Their Habitats

Classification Keys

twinkl

Aim

- I can create a classification key.
- I can show the characteristics of living things in a table and a key.

Success Criteria

- I can identify the characteristics of living things.
- I can use the characteristics of living things to sort them using a classification key.
- I can show the characteristics of living things in a table.
- I can create a classification key.


Characteristics

Today we are going to create our own branching keys to identify living things by looking at their characteristics.

The characteristics of a living thing are what make it similar or different to other living things.

All species of living thing have a unique set of characteristics.

Species with similar characteristics are put into groups. This is how we classify living things.



Characteristics



Is awake

Has fur

Is cute

Has four legs

Has a tail

Has whiskers

Is a carnivore

Is a baby

Likes milk

Plays with string

Characteristics



These are some of the characteristics of the domestic cat:

Has whiskers

Has four legs

Has fur

Is a carnivore

Has a tail



These are **not** characteristics of the species:

Is awake

Is cute

Likes milk

Is a baby

Plays with string

Why not?

Characteristics



What are the characteristics of this living thing?



Characteristics



What are the characteristics of this living thing?



Characteristics



What are the characteristics of this living thing?



Classification Tables



Record which living thing has each characteristic by putting a tick or a cross in the table on your activity sheet.





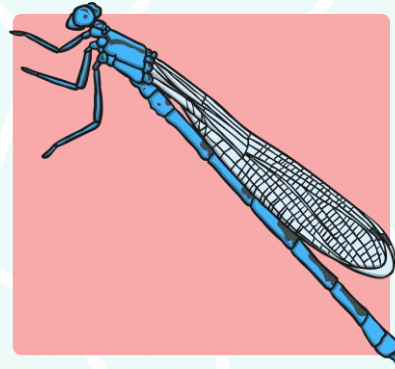


Woodland Habitat Classification

Record which living thing has each characteristic by putting a tick or a cross in the table. Write your own questions in the last two boxes of the table.

	bluebell	badger	owl	woodpecker	hedgehog	oak tree	ant	earthworm
Does it have wings?								
Is it a vertebrate?								
Does it have legs?								
Does it have a trunk?								
Does it have spines?								

Classification Keys

You are going to create a classification key to sort your living things.
Look carefully at these living things. What question could you ask to split them into two groups?




Classification Keys

It is a vertebrate

yes

no



Choose one set of living things.

What question could you ask to split these living things into two groups?


Classification Keys

Does it have feathers

yes




no



Does it have webbed feet?

yes



no




When you reach the end of the key, move on to the next group of living things. Choose a question that lets you sort them into two sets as before.

Classification Keys

Does it have feathers

yes

no



Does it have webbed feet?


Does it lay eggs?

yes

no

yes

no



Classification Keys



Have a go at arranging your living things into classification keys by choosing questions that let you split each group into two.

Write your questions on sticky notes and draw arrows to show how you move down the key.

Use the questions on your classification tables as a starting point if you need to.

Be sure to test your key at the end to make sure that the path works correctly for each living thing.



Testing and Evaluating



Follow the path that leads to each living thing.

Does each path work correctly?

Do the questions used in the key describe the characteristics of the living things?

What could make this key better?

What has been done well?



Aim



- I can create a classification key.
- I can show the characteristics of living things in a table and a key.

Success Criteria

- I can identify the characteristics of living things.
- I can use the characteristics of living things to sort them using a classification key.
- I can show the characteristics of living things in a table.
- I can create a classification key.

