



# Science

## Light

# Marvellous Mirrors



# Aim

- I can use a mirror to reflect light and explain how mirrors work.

# Success Criteria

- I can explain why mirrors are good reflectors.
- I can use mirrors to reflect light onto different objects.
- I can explain how mirrors work when carrying out different tasks.

# Reflective Surfaces

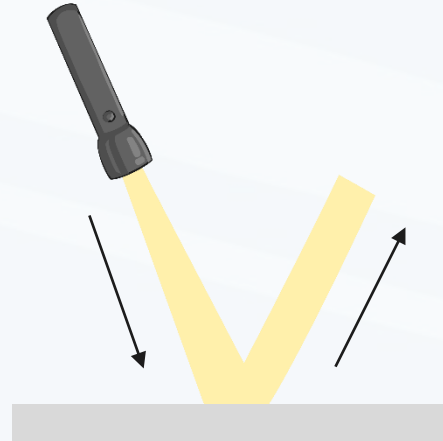


Some surfaces reflect light better than others.

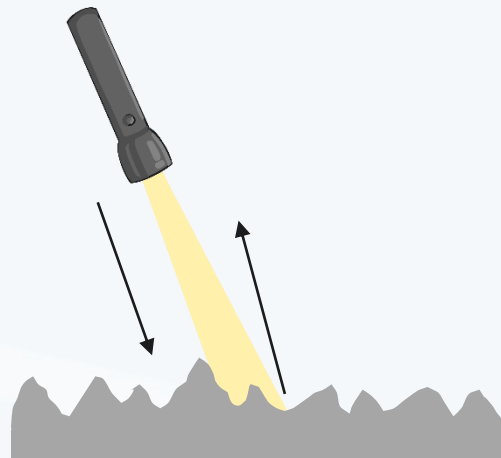
The surfaces that reflect light best are smooth, shiny and flat.

This is because the light rays bounce off these surfaces at the same angle.

If light hits a rough surface, the light rays all bounce off at different angles, meaning the light is scattered. It does not reflect well.



When the light rays hit the smooth mirror, they all bounce off at the same angle, creating a clear reflection.



When the light rays hit a rough surface, they scatter in all different directions, so it doesn't reflect well.

# What Is a Mirror?

The most familiar type of mirror is a plain mirror, which has a flat surface.

Plain mirrors are commonly made of a flat, polished piece of glass with a shiny metal backing, such as silver or aluminium.

The light reflected by a mirror preserves most of the characteristics of the original light, so it creates a clear image.

An image in a mirror appears to be reversed. For example, if you look in a mirror and raise your right hand, the mirror image appears to raise its left hand.




# Using Mirrors



Click the light bulb to try the 'How we see things' activity.



Can you use the mirrors to reflect the beam of light onto the different objects?




# Mirror Games

You are going to play two different mirror games.

While you are playing the games, **think carefully about how the mirrors are reflecting light.**

Use your Mirror Games Activity Sheet to record your thoughts and ideas.



**Mirror Games**

Mirror Messages  
Draw what you did in the box below.


Mirror Maze  
Draw what you did in the box below.

What did you see in your mirror?

What did you see in your mirror?

twinkl

Downloaded from twinkl.com



**Mirror Games**

Mirror Messages  
Draw what you did in the box below.

Mirror Maze  
Draw what you did in the box below.


How did the mirror reflect light so you could read each other's messages?

How did the mirror reflect light to make this game tricky?

twinkl

Downloaded from twinkl.com

# Mirror Messages



In this game, you should use your mirror to write a mirror message to your partner.

1. Write a short message in normal writing (between one to three words is enough). Then hold a mirror at the right hand side of the page, so you can see your message reflected in the mirror.

2. Copy the message you see in the mirror onto another piece of paper, so that your writing is reversed.


3. Swap messages with your partner, and hold the mirror at the left hand side of the page. Can you read their message in the mirror?

4. Think about how the mirrors helped you read the messages.

Reflect



# Mirror Maze



Draw a wavy line on the floor outside. Make it quite long.

Hold a mirror over your head so you can see the line and your feet reflected in it.

By looking only in the mirror, try to follow the wiggly line from one end to the other.

Take your time when carrying out this task and be very careful.

Why does only being able to look in the mirror make this hard?



# Aim



- I can use a mirror to reflect light and explain how mirrors work.

# Success Criteria

- I can explain why mirrors are good reflectors.
- I can use mirrors to reflect light onto different objects.
- I can explain how mirrors work when carrying out different tasks.

