





## Class Wollaton Home/School learning – weekly timetable

Week Beginning – Monday 8<sup>th</sup> June

	Monday	Tuesday	Wednesday	Thursday	Friday
Session 1 English	<p>Happy Monday Zoom to discuss the week. 9.20am</p> <p style="text-align: center;"></p> <p>Work through Preposition PP.</p> <p>Watch the following clip up until 1 minute 26 seconds: <a href="http://www.literacyshed.com/taakingflight.html">http://www.literacyshed.com/taakingflight.html</a></p> <p>In your book, choose 5 objects from the garage in the video and write 5 sentences containing prepositional phrases e.g. 'On the dusty shelf, there are piles of old newspapers'. (Remember to check your comma placement). Use the Preposition word mat to help you.</p>	<p>Watch the same part of the clip as yesterday up to 1 minute 26 seconds: <a href="http://www.literacyshed.com/taakingflight.html">http://www.literacyshed.com/taakingflight.html</a></p> <p>Have a think about the following questions whilst watching the clip.</p> <p>What feelings do you get from the garage? Dusty and old or exciting?</p> <p>What can you see on the shelves? What kind of things are inside the boxes? What could the trophies be for? What is the object on the far left?</p> <p>Write a descriptive paragraph about the setting of the garage based on what you can see in the shot at 1 min 26 seconds in the clip. Use a range of adjectives, expanded noun phrases and prepositional phrases. You might try to include a rule of 3.</p>	Wellbeing Wednesday	<p>Work through the PowerPoint on synonyms – there are 3 activities on the PP for you to complete.</p>	<p>Watch the clip until 2 minutes 15 seconds. <a href="http://www.literacyshed.com/taakingflight.html">http://www.literacyshed.com/taakingflight.html</a></p> <p>Did they see the escaped monkeys? Are they really there? What is happening?</p> <p>Watch up to 2 minutes 52 seconds. What just happened? What kind of things did Tony and Grandpa see/ do in the jungle? How did they use their imaginations to create this world?</p> <p>Now work through the Kenning PowerPoint and complete the activity at the end. Send us your amazing poems!</p>

<p style="writing-mode: vertical-rl; transform: rotate(180deg);">Session 2 Maths</p>	<p>Today you are going to start a longer maths project – Theme Park.</p> <p>The document on the class page explains in more detail but the main point of our maths is that you are planning to open your own theme park. Each day you will be set a new task on the development of this park. Have a look at task 1 – planning your theme park.</p>	<p style="text-align: center;"></p> <p>(11.00 am A chance for anyone at home to share their park designs)</p> <p>So now you have designed your park, you need to work out how much it will cost to run it. All the costs for different parts of the park are included, along with how to record your calculations.</p> <p style="text-align: center;">(Task 2)</p>	<p>Today you are going to decide on the fee you will charge to enter your park. If you can, get someone else to help you decide this.</p> <p style="text-align: center;">(Task 3)</p> <p>Once you have decided on your entry fee, you then have the task of working out how much you would make from this charge for the first month of opening.</p> <p style="text-align: center;">(Task 4)</p>	<p>Any business needs to work out both its profits and losses...hopefully there will be more profit than loss!</p> <p>Use Task 5 to help you calculate these figures for the first 30 days of opening. If you planned your park well and got your entry fee right you will hopefully have a positive figure to put at the bottom.</p>
<p style="writing-mode: vertical-rl; transform: rotate(180deg);">Session 3</p>	<p style="text-align: center;"> (1.20pm)</p> <p>We're starting our new history topic on the Shang Dynasty.</p> <p>If you're not Zooming in, work through the Shang Dynasty Powerpoint. Make sure you print off or have the sheets on screen so you can see the 'Great World Civilisation' sheet and the 'Map of China.</p>	<p>PE- at school we'll be going onto the field to play some social distancing games.</p> <p>Can you choose something energetic to do- it might be a bike ride, run, walk, Joe Wicks or a game outside with one of your family members.</p> <p style="text-align: center;"><b>Or</b></p> <p>Have a look at the 2 videos which talk about the differences you will face as you head to secondary school. What advice would you give to someone else to help them with this transition?</p> <p style="text-align: center;"><a href="https://www.bbc.co.uk/bitesize/articles/zj2grj6">https://www.bbc.co.uk/bitesize/articles/zj2grj6</a></p>	<p style="text-align: center;">PE/Yoga</p> <p>Hub A will be doing yoga with Mrs S. Children at home, try some too: <a href="https://yogawithadriene.com/yoga-for-kids/">https://yogawithadriene.com/yoga-for-kids/</a></p> <p>Hub B will be doing circuits. Circuits PowerPoint on class page to help with ideas for different parts of a fitness circuit which you can combine together however you like. (Put into presentation mode and it will show how some of the activities are done.)</p> <p>Try and make the circuit about 20 – 30 minutes long and have a 5 – 10 minute warm-up and cool- down.</p>	<p style="text-align: center;">Music</p> <p>The children in Hub A will be learning recorders.</p> <p>Join in this lesson on pulse and rhythm <a href="https://www.thenational.academy/year-6/foundation/to-identify-pulse-and-rhythm-in-music-year-6-wk4-5#slide-2">https://www.thenational.academy/year-6/foundation/to-identify-pulse-and-rhythm-in-music-year-6-wk4-5#slide-2</a></p>

Session 4		<p style="text-align: center;">D.E.E.R TIME</p> <p>Find a spot in the garden or a comfy chair indoors and lose yourself in a book for a while.</p> <p>(The next part of Cosmic is also available if you still want to read this book.)</p>	<p>A cartoonist and a physiologist have come together to capture the one moment that key workers are looking forward to when they come out of Lockdown.</p> <p><a href="https://www.creativeblog.com/news/bottle-moments">https://www.creativeblog.com/news/bottle-moments</a></p> <p>Have a look at the link above and watch the video on the page as well as looking at the bottles. On the 'bottle outline' PDF provided, create your own 'Bottle Moment' cartoon which shows what you are looking forward to doing.</p> <p>Email them to us for our class page.</p>	<p> (2.30)</p> <p style="text-align: center;">D.A.R.E</p> <p>We are going to carry on with the last few lessons of DARE so that we can finish the program and graduate.</p> <p>Today we will look at lesson 7. Make sure you have your DARE book with you.</p>
-----------	--	--	---	--